



THERMAL DOORS

EAB's frame-built and highly insulated folding and side hung doors can withstand tough conditions, snow and biting cold.



Built to last.®



THERMAL DOORS

Frame-built and high insulation folding doors side hung and doors suit all environments where high demands are placed on high insulation doors. The stable welded and hot dip zinc galvanised steel frame enables maximum glazing widths. All our doors are manufactured according to your specific requirements.

Thermal doors are available with a 5 mm cold bridging thermal layer as well intermediate mineral wool insulation. The folding doors are manufactured as 2, 3, 4 or 6-piece as hand-operated or motor-operated. Let the light in but not the cold, choose from one or more glazed sections, or why not even a fully glazed door for optimal light transmission. The folding doors are supplied with a D4-18 insulated pane, with a U-value of 1.1, which is fitted in heavy-duty strips of naturally anodised aluminium. Other types of glazing can be fitted upon request.



WITHSTANDS TOUGH CONDITIONS

The thermal doors are frame-built, can withstand tough conditions and can be realigned. They are manufactured with 2, 3, 4 or 6 sections and are designed for either manual or motorised operation. When it comes to construction, there is a lot of freedom of choice, as we offer tailor-made solutions that suit your business.

INSULATION

EAB's thermal doors can withstand tough conditions, snow and biting cold. They have a 5 mm cold-breaking layer and intermediate mineral wool insulation. The folding doors are supplied with a D4-18 insulated pane, which is fitted in heavy-duty strips of naturally anodised aluminium and has a U value of 1.1.

10 YEAR GUARANTEE

We know that our doors will last and that they keep our promises. Therefore, a 10-year guarantee is always included regardless of the solution you choose. Each door is manufactured in our own factory in Smålandsstenar and we know the art of combining form, function and durability.



Thermal doors with silver-lacquered profiled steel sheet, 4-sections, with two rows of glazing.



Insulated side hung doors with silver-lacquered profiled steel sheet with one row of glazing



Simple and insulated side hung doors in silver lacquered profiled steel sheet.



Let the light in, but not the cold. Choose glass sections to let natural light in.



Highly insulated swing door, green lacquered profiled steel sheet, with associated thermal windows.



Highly insulated folding door with access door and single swing door in black lacquered profiled steel sheet.

CUSTOMISE YOUR DOOR

At EAB we create concrete proof every day that a durable and functional door does not need to be boring. With 60 years' experience in door manufacturing, we know the art of combining design, function and durability. The options for customising your door are endless.

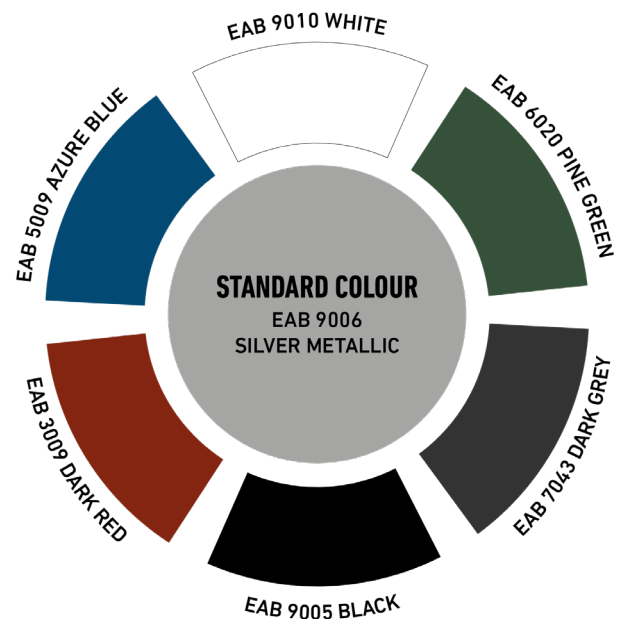
All our doors are hot-dip galvanised in their basic design and there are several different surface treatment options, depending on the environment in which the door is placed. Choose lacquered sheet metal as cladding, a fully glazed door that lets in natural light, or a wood-clad door for a more rustic feel. The colour and cladding are entirely up to you.

Would you like to find out more about our thermal doors and how you can customise your own door?

Scan the QR code or go to www.eab.info/thermal-doors



STANDARD COLOURS



FACTS

Design

EAB's Thermal Doors 45 or 65 are frame-built, can withstand tough conditions and can also be realigned. They are manufactured with 2, 3, 4 or 6 sections and are designed for either manual or electric operation.

Door leaf

Hot-dip galvanised square tube frame. Clad inside and outside with silver lacquered EAB profiled steel sheet 9006 in the basic design, or coated with any EAB standard colour.

Insulation

Intermediate mineral wool insulation as well as a 5 mm cold-breaking layer.

Glazing

The doors are supplied with a D4-18 insulated pane, with a U-value of 1.1, which is fitted in heavy-duty strips of naturally anodised aluminium.

Fittings

- Lubricant-free and welded hinges.
- Ball-bearing guide fittings or carrier fitting that runs in C-profiles.
- Guide lug on floor in the door centre.
- Locks internally with espagnolettes. DEJO 55100. The espagnolettes are supplied with eyelets for padlocks.
- The doors can be also equipped with an access door and standard lock ASSA 410-50 excluding cylinder and lever door handle 640 N. Security pins and safety lock plate included.

Seals

All sealing strips are screwed to the door frame between door sections, against the frame and floor.

Surface treatment

Option 1: Hot-dip galvanised door leaf frame clad internally and externally with silver lacquered EAB profiled steel sheet 9006.

Option 2: Hot dip galvanised door leaf frame with polyester coated steel sheet as per separate range of colours.

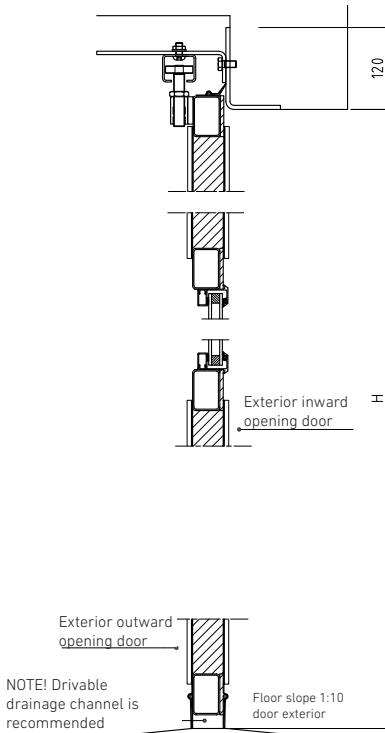
Option 3: Paint treatment on hot-dip galvanised doorleaf frame and sheet metal cladding in any NCS colour.

Frame

EAB manufactures and stocks frames in U and L profiles as well as square tubes.

EAB's doors are CE marked in accordance with the Construction Product Regulation and the Machinery Directive. Meets the requirements of door standard SS-EN13241-1.


Guide fitting
Up to 4.5 m door width



Rubber door sweep

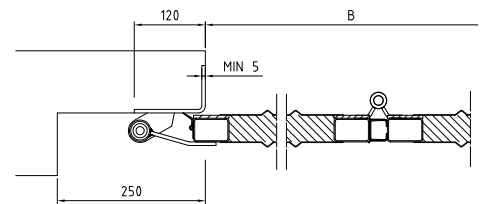
A drivable drainage channel is recommended

Carrier fitting
Over 4.5m door width



Threshold strip

Applies to outward opening doors



Built to last.®